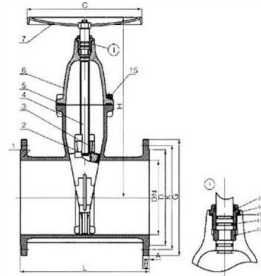


SINTEK

DIN soft-seal gate valve(F5)



Material Specifications

NO.	Parts	Material
1	Body	DI
2	Disc	DI+EPDM/NBR
3	Stem nut	Brass(HPb59-1)
4	Stem	2Cr13
5	Gasket	EPDM
6	Bonnet	DI
7	Handwheel	DI
8	Dust ring	EPDM
9	nut	Brass(HPb59-1)
10	Sealing ring	PTFE
11	O-ring	EPDM
12	Locking ring	Brass(HPb59-1)

Valve design

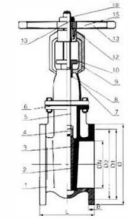
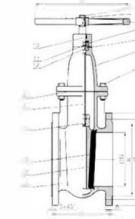
Technical specification	
Valve design	DIN3352-F5
Face to Face	DIN3202-F5, ISO5752
Pressure test	DIN3230
Flange Drilling	DIN2501/EN1092

Main external and connecting dimensions(mm)

DN	L	D		K		G		A	G	C	N-Φd		H
		PN10	PN16	PN10	PN16	PN10	PN16				PN10	PN16	
50	250	165	165	125	125	102	102	3	19	180	4-Φ19	4-Φ19	250
65	270	185	185	145	145	122	122	3	19	180	4-Φ19	4-Φ19	280
80	280	200	200	160	160	138	138	3	19	200	8-Φ19	8-Φ19	330
100	300	220	220	180	180	158	158	3	19	200	8-Φ19	8-Φ19	361
125	325	250	250	210	210	188	188	3	19	250	8-Φ19	8-Φ19	415
150	350	285	285	240	240	212	212	3	19	250	8-Φ23	8-Φ23	460
200	400	340	340	295	295	268	268	3	20	280	8-Φ23	12-Φ23	572
250	450	395	405	350	355	320	320	3	22	320	12-Φ23	12-Φ28	658
300	500	445	460	400	410	370	378	4	25	350	12-Φ23	12-Φ28	758

SINTEK

DIN Cast iron hard seal gate valve F4



Main parts and materials

NO.	Parts	Material
1	Body	DI
2	Disc	DI
3	Nut	Brass
4	Sealing face ring	Brass
5	Stem	2Cr13
6	Bonnet gasket	NBR
7	Bolt	Q235
8	Bonnet	DI
9	Locking ring	Brass
10	Copper bush	Brass
11	O-ring	EPDM
12	Gasket	EPDM
13	Dust ring	NBR
14	Gasket	SS304
15	Bolt	SS304
16	Handwheel	DI

NO.	Parts	Material
1	Body	DI/CI
2	Disc	DI
3	Sealing face ring	Brass
4	Nut	Brass
5	Stem	2Cr13
6	Bonnet gasket	EPDM
7	Bonnet	DI/CI
8	Packing	Graphite ring
9	Yoke	DI
10	Weight	DI
11	Pin	Stainless steel
12	Locking nut	DI
13	Handwheel	DI
14	Locking nut	40Cr
15	Nut	Brass

Valve design

Technical specification	
Valve design	DIN3352-F4
Face to Face	DIN3202, ISO5752
Pressure test	DIN3230
Flange Drilling	DIN2501/EN1092

Main external and connecting dimensions(mm)

DN	L	D		D1		D2		E		C	n-Φd	
		PN16	PN16	PN10	PN16	PN10	PN16	DI	GI		PN10	PN16
40	140	150	150	110	110	87	87	19	18	180	4-Φ19	4-Φ19
50	150	165	165	125	125	102	102	19	20	180	4-Φ19	4-Φ19
65	170	185	185	145	145	122	122	19	20	180	4-Φ19	4-Φ19
80	180	200	200	160	160	138	138	19	22	200	4-Φ19	8-Φ19
100	190	220	220	180	180	158	158	19	24	200	8-Φ19	8-Φ19
125	200	250	250	210	210	188	188	19	26	250	8-Φ19	8-Φ19
150	210	285	285	240	240	212	212	19	26	250	8-Φ23	8-Φ23
200	230	340	340	295	295	268	268	20	180	280	8-Φ23	12-Φ23
250	250	395	405	350	355	320	320	22	180	320	12-Φ23	12-Φ27
300	270	445	460	400	410	370	378	24.5	180	350	12-Φ23	12-Φ27