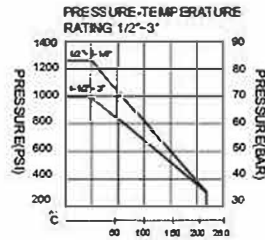
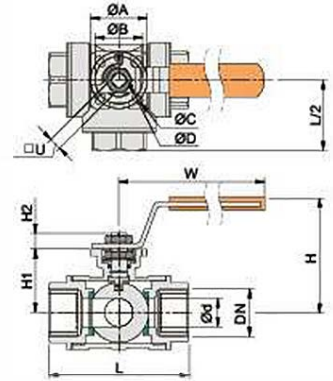




3-Way Ball Valve Reduce Port

- Features:
- Reduce Port
 - Locking Device Handle Upon Request
 - Blow-Out Proof Stem
 - ISO5211 Direct Mounting Pad
 - Design Standard: ASME B16.34
 - 1000WOG/PN63
 - Spring Ball Seat for Self-Adjust
 - Testing Standard: API 598



PRESSURE TESTING

STANDARD PRESSURE	1000PSI
SHELL PRESSURE TESTING	10.4Mpa
WATER SEAL TESTING	7.6Mpa
AIR SEAL TESTING	0.4-0.7Mpa

WR-420

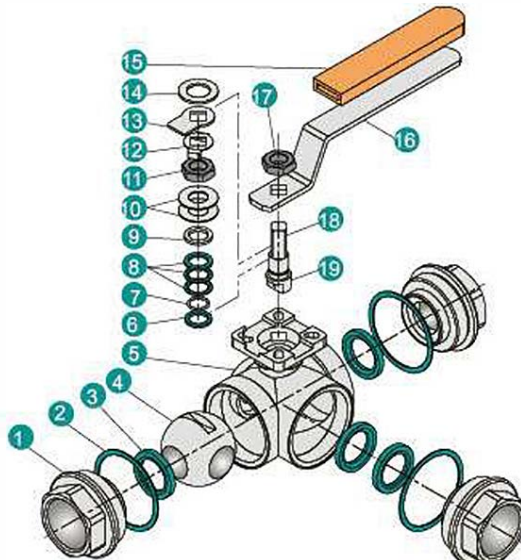
1000PSI/PN63

DIMENSION

(unit: mm)

SIZE	L	Ød	W	H	H1	H2	ØA	ØB	ØC	ØD	U	TORQUE N.M	CV
1/2"	73	12	120	65	36	8.5	42	36	6	6	9	5	1.3
3/4"	80	15	120	69	40	9	42	36	6	6	9	7	2
1"	88	18	150	77	46	11	50	42	7	6	11	8	3.5
1-1/4"	125	25	150	87	56	11	50	42	7	6	11	16	7
1-1/2"	136	32	240	107	69	14	70	50	9	7	14	22	12.4
2"	158	38	240	112	76	15	70	50	9	7	14	26	20.3
2-1/2"	200	50	260	129	93	17	102	70	11	9	17	50	28.5
3"	240	65	300	150	112	19	102	70	11	9	19	85	47

DRAWING



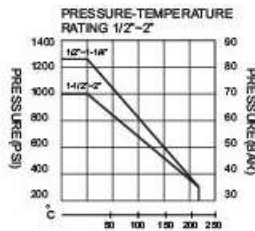
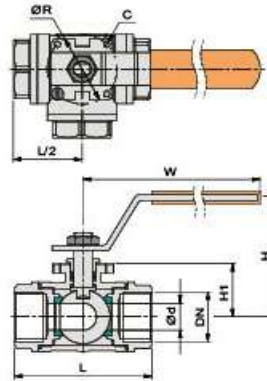
MATERIAL LIST

ITEM	PART NAME	MATERIAL	
1	CAP	CF8M	CP8
2	BODY GASKET	PTFE	
3	BALL SEAT	PTFE	R-PTFE
4	BALL	SUS316	SUS304
5	BODY	CF8M	CP8
6	THRUST WASHER	PTFE	
7	O-RING	VITON	
8	STEM PACKING	PTFE	
9	GLAND	SUS304	
10	BELLEVILLE WASHER	SUS304	
11	STOP NUT	A194-8	
12	STOP CAP	SUS304	
13	LOCKING WASHER	SUS304	
14	WASHER	SUS304	
15	HANDLE COVER	PLASTIC	
16	HANDLE	SUS304	
17	STEM NUT	A194-8	
18	STEM	SUS316	SUS304
19	ANTI-STACTIC	SUS304	

3-Way Ball Valve Reduce Port



- Features:
- Reduce Port
 - Locking Device Handle Upon Request
 - Blow-Out Proof Stem
 - Spring Ball Seat for Self-Adjust
 - Design Standard: ASME B16.34
 - ISO5211 Top Flange
 - L-Port/T-Port/X-port
 - Testing Standard: API 598



PRESSURE TESTING

STANDARD PRESSURE	1000PSI
SHELL PRESSURE TESTING	10.4Mpa
WATER SEAL TESTING	7.6Mpa
AIR SEAL TESTING	0.4-0.7Mpa

WR-410

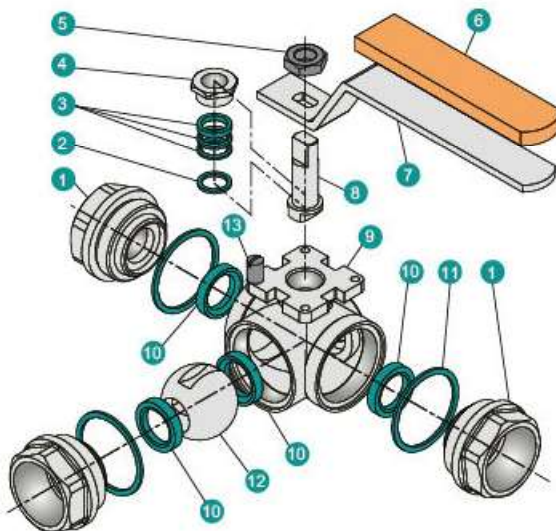
1000PSI/PN63

DIMENSION

SIZE	L	Ød	W	H	H1	ØR	C	TORQUE N.M	CV
1/2"	73	12	110	57	29	36	M6	5	1.3
3/4"	80	15	120	61	32	42	M6	7	2
1"	88	18	145	67	36.5	42	M6	8	3.4
1-1/4"	125	25	145	81	44	42	M6	15	7.1
1-1/2"	136	32	160	97	52.5	50	M6	22	12.4
2"	152	38	170	108	58.5	50	M6	25	20.3

(unit: mm)

DRAWING



MATERIAL LIST

ITEM	PART NAME	MATERIAL	
1	CAP	CF8M	CF8
2	THRUST WASHER	PTFE	
3	STEM SEALING	PTFE	
4	STOP NUT	SUS304	
5	STEM NUT	SUS304	
6	HANDLE COVER	PLASTIC	
7	HANDLE	SUS304	
8	STEM	SUS316	SUS304
9	BODY	CF8M	CF8
10	BALL SEAT	PTFE	R-PTFE
11	GASKET	PTFE	
12	BALL	SUS316	SUS304
13	LOCKING PIN	SUS304	